










Antenna type **DAB-ARYCKM-D-25X.** **DIRECTIONAL VHF DAB ANTENNA** **174 ÷ 240 MHz**



-  VHF NARROW BAND YAGI ANTENNA
-  DIRECTIONAL PATTERN
-  LINEAR POLARIZATION - BANDWITH 10 MHz
-  HIGHT MECHANICAL PERFORMANCE
-  HIGHT POWER – APPLICABLE RADOME
-  N OR 7/16 FEMALE CONNECTOR

- Antenna direzionale per la banda DAB 174-240 Mhz. Questo modello ha una larghezza di banda di 10 Mhz. Studiata per impieghi in zone con condizioni climatiche rigide, è realizzata con il supporto in acciaio inox ed il dipolo radiante in alluminio o in acciaio inox. Su richiesta é possibile inserire il radome a protezione dell'adattatore. Staffa di fissaggio in ferro zincato a caldo e bulloneria in acciaio inox. Tutta l'antenna è elettricamente a massa. E' fornita di serie con connettore Nm (500 watts) o 7/16" (1000 w)
- *Directional antenna for DAB 174-240 Mhz. This model has a bandwidth of 10 Mhz. Designed for severe climatic conditions, it comes with a stainless-steel support and radiant dipole in aluminum or stainless steel. On request, it is possible to protect the adapter with a radome cover. The fixing clamp is made of hot galvanized iron and stainless-steel bolts. The whole antenna is electrically grounded. It comes with a standard Nm connector (500 watts) o 7/16" (1000 w)*
- *Antenne directionnelle pour la bande DAB 174-240 Mhz. Ce modèle a une largeur de bande de 10 Mhz. Elle est conçue pour être utilisé dans des zones avec conditions climatiques rigides, elle est réalisée avec le support en acier inoxydable et le dipôle radiant en aluminium ou en acier inoxydable. Sur demande, il est possible d'insérer le radôme de protection de l'adaptateur. Bride de fixation en fer galvanisé à chaud et boulonnerie en acier inoxydable. Toute l'antenne est électriquement mise à la masse.. Elle est fournie en standard avec un connecteur Nm (500 watts) o 7/16" (1000 w)*

ELECTRICAL DATA TYP.

Frequency range	MHz	174 ÷ 240
Bandwidth	MHz	10
Gain max.	dBi	7.2
Return loss	dB	≥ -14
VSWR		≤ 1.5:1
Nominal impedance	Ω	50
Polarization	Ω	V/H
H beamwidth	-3 dB	130°
E beamwidth	-3 dB	70°
Max Power	W	Nm (500) 7/16"(1000)
Connector		Nm - 7/16"
Lightning protection	All metal parts are D.C. grounded	

MECHANICAL DATA TYP.

Dimension length	mm	1100X1000x100
Weight without clamp	kg	0.9
Wind surface	m²	Front 0.03 side 0.08
Front wind load	Kg	5.9 (160 Km/h)
Side wind load	Kg	12.8 (160 Km/h)
Mounting	mm	∅ 35 ÷ 114

MATERIALS

Stainless steel – Teflon – Brass – Aluminium 6060

ACCESSORIES

RAD-DAB	RADOME	Polyvinyl chloride
ZAFZ25/114C	CLAMP	hot-dip galvanizing Weight 1.9 Kg

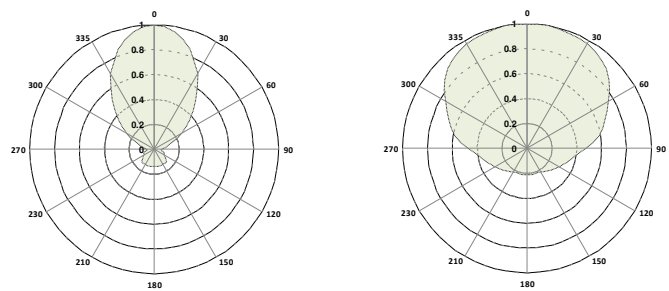
ORDERING AND PACKAGING INFORMATIONS

DAB-ARYCKMD25X A	ALLUMINIUM DIPOLE AND ELEMENTS
DAB-ARYCKMD25X I	STAINLESS STEEL DIPOLE AND ELEMENTS
TYP. PACKAGING	120x19x19 / Total weight with clamp 3.1 Kg typ

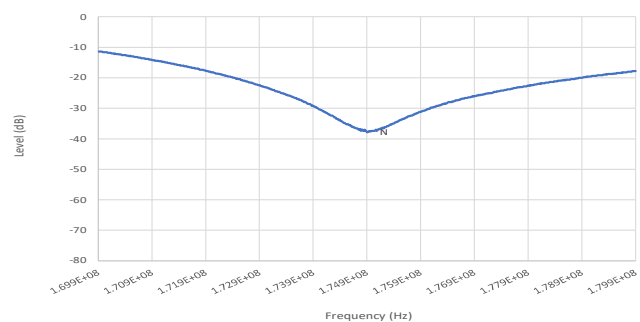
Typ. beamwidth

E plane pattern 70°

H plane pattern 130°



Return loss



In relazione alle normative in materia di responsabilità sui prodotti, segnaliamo che nel caso di utilizzo delle nostre antenne in condizioni operative particolari, quali ad esempio forti sollecitazioni dinamiche dovute a vento, vibrazioni o deformazioni delle strutture di sostegno, si possono verificare rotture del prodotto stesso e/o la caduta a terra. L'installatore che deve essere altamente qualificato, deve conoscere le normative nazionali di sicurezza in vigore, deve seguire le informazioni contenute nelle nostre istruzioni, deve verificare sempre l'adeguatezza del prodotto stesso alle condizioni operative del sito di installazione e deve controllare l'installazione operando la manutenzione periodica dell'impianto. --- In relation to the laws concerning product liability, we notify you that in case you use our antennas in severe operative conditions such as, for example, strong wind, vibrations or distortions of the support structure, the product can break and/or fall down. The person who install the product must be skilled, must know the national security law in force, must follow the product instructions, must check that the installation site and must control the installation with periodical maintenance.

